



Yes, you can.®

Invacare NV
Autobaan 22 - 8210 Loppem - België - www.invacare.be

Invacare® MatrX Zitkussens

Kussengamma: MatrX Libra cat.IV



Garantie: 2 jaar



Datum:

Referentie:

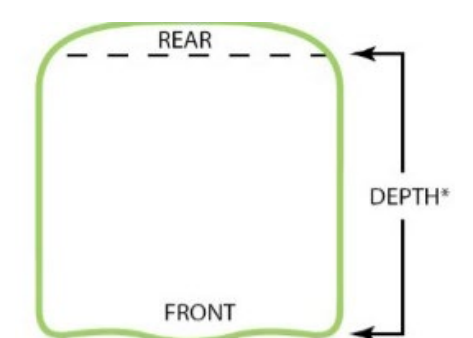

Verdeler:

Gelieve uw keuze aan te geven door een kruisje in het vierkantje

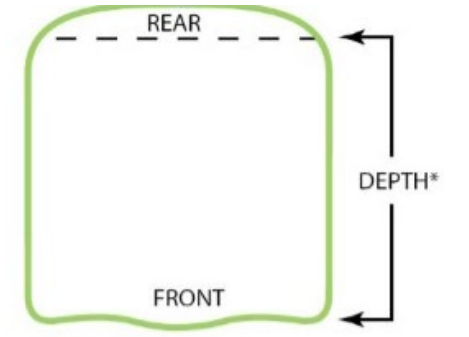
Standaard optie

Optie zonder meerprijs

CODE		OMSCHRIJVING			Publieke prijs in €, 6% BTW inbegrepen
Invacare MatrX Libra kussens					
Voorgevormd schuimkussen met gelcompartiment / zwarte, waterafstotende, zachte stof					
Hoogte: 82mm					
Max. gebruikersgewicht 136kg			Afmetingen van de rolstoel		
			Zitbreedte	Zitdiepte	
LC1412	<input type="checkbox"/>	Invacare MatrX Libra L 360mm x P 310mm	360mm	310 - 330mm	578,91
LC1414	<input type="checkbox"/>	Invacare MatrX Libra L 360mm x P 360mm	360mm	360 - 380mm	578,91
LC1416	<input type="checkbox"/>	Invacare MatrX Libra L 360mm x P 410mm	360mm	410 - 430mm	578,91
LC1516	<input type="checkbox"/>	Invacare MatrX Libra L 380mm x P 410mm	380mm	410 - 430mm	578,91
LC1518	<input type="checkbox"/>	Invacare MatrX Libra L 380mm x P 460mm	380mm	460 - 480mm	578,91
LC1520	<input type="checkbox"/>	Invacare MatrX Libra L 380mm x P 510mm	380mm	510 - 530mm	578,91
LC1616	<input type="checkbox"/>	Invacare MatrX Libra L 410mm x P 410mm	410mm	410 - 430mm	578,91
LC1618	<input type="checkbox"/>	Invacare MatrX Libra L 410mm x P 460mm	410mm	460 - 480mm	578,91
LC1620	<input type="checkbox"/>	Invacare MatrX Libra L 410mm x P 510mm	410mm	510 - 530mm	578,91
LC1716	<input type="checkbox"/>	Invacare MatrX Libra L 430mm x P 410mm	430mm	410 - 430mm	578,91
LC1718	<input type="checkbox"/>	Invacare MatrX Libra L 430mm x P 460mm	430mm	460 - 480mm	578,91
LC1720	<input type="checkbox"/>	Invacare MatrX Libra L 430mm x P 510mm	430mm	510 - 530mm	578,91
LC1816	<input type="checkbox"/>	Invacare MatrX Libra L 460mm x P 410mm	460mm	410 - 430mm	578,91
LC1818	<input type="checkbox"/>	Invacare MatrX Libra L 460mm x P 460mm	460mm	460 - 480mm	578,91
LC1820	<input type="checkbox"/>	Invacare MatrX Libra L 460mm x P 510mm	460mm	510 - 530mm	578,91
LC1916	<input type="checkbox"/>	Invacare MatrX Libra L 480mm x P 410mm	480mm	410 - 430mm	578,91
LC1918	<input type="checkbox"/>	Invacare MatrX Libra L 480mm x P 460mm	480mm	460 - 480mm	578,91
LC1920	<input type="checkbox"/>	Invacare MatrX Libra L 480mm x P 510mm	480mm	510 - 530mm	578,91
LC2016	<input type="checkbox"/>	Invacare MatrX Libra L 510mm x P 410mm	510mm	410 - 430mm	578,91
LC2018	<input type="checkbox"/>	Invacare MatrX Libra L 510mm x P 460mm	510mm	460 - 480mm	578,91
LC2020	<input type="checkbox"/>	Invacare MatrX Libra L 510mm x P 510mm	510mm	510 - 530mm	578,91
Max. gebruikersgewicht 227kg			Afmetingen van de rolstoel		
			Zitbreedte	Zitdiepte	
LC2118	<input type="checkbox"/>	Invacare MatrX Libra L 530mm x P 460mm	530mm	460 - 480mm	578,91
LC2120	<input type="checkbox"/>	Invacare MatrX Libra L 530mm x P 510mm	530mm	510 - 530mm	578,91
LC2122	<input type="checkbox"/>	Invacare MatrX Libra L 530mm x P 560mm	530mm	560 - 580mm	578,91
LC2218	<input type="checkbox"/>	Invacare MatrX Libra L 560mm x P 460mm	560mm	460 - 480mm	578,91
LC2220	<input type="checkbox"/>	Invacare MatrX Libra L 560mm x P 510mm	560mm	510 - 530mm	578,91
LC2222	<input type="checkbox"/>	Invacare MatrX Libra L 560mm x P 560mm	560mm	560 - 580mm	578,91



CODE		OMSCHRIJVING			Publieke prijs in €, 6% BTW inbegrepen
Voorgevormd schuimkussen met gelcompartiment / zwarte, luchtdoorlatende mesh stof Hoogte: 82mm					
Max. gebruikersgewicht 136kg			Afmetingen van de rolstoel		
			Zitbreedte	Zitdiepte	
LCS1412	<input type="checkbox"/>	Invacare MatrX Libra L 360mm x P 310mm	360mm	310 - 330mm	578,91
LCS1414	<input type="checkbox"/>	Invacare MatrX Libra L 360mm x P 360mm	360mm	360 - 380mm	578,91
LCS1416	<input type="checkbox"/>	Invacare MatrX Libra L 360mm x P 410mm	360mm	410 - 430mm	578,91
LCS1516	<input type="checkbox"/>	Invacare MatrX Libra L 380mm x P 410mm	380mm	410 - 430mm	578,91
LCS1518	<input type="checkbox"/>	Invacare MatrX Libra L 380mm x P 460mm	380mm	460 - 480mm	578,91
LCS1520	<input type="checkbox"/>	Invacare MatrX Libra L 380mm x P 510mm	380mm	510 - 530mm	578,91
LCS1616	<input type="checkbox"/>	Invacare MatrX Libra L 410mm x P 410mm	410mm	410 - 430mm	578,91
LCS1618	<input type="checkbox"/>	Invacare MatrX Libra L 410mm x P 460mm	410mm	460 - 480mm	578,91
LCS1620	<input type="checkbox"/>	Invacare MatrX Libra L 410mm x P 510mm	410mm	510 - 530mm	578,91
LCS1716	<input type="checkbox"/>	Invacare MatrX Libra L 430mm x P 410mm	430mm	410 - 430mm	578,91
LCS1718	<input type="checkbox"/>	Invacare MatrX Libra L 430mm x P 460mm	430mm	460 - 480mm	578,91
LCS1720	<input type="checkbox"/>	Invacare MatrX Libra L 430mm x P 510mm	430mm	510 - 530mm	578,91
LCS1816	<input type="checkbox"/>	Invacare MatrX Libra L 460mm x P 410mm	460mm	410 - 430mm	578,91
LCS1818	<input type="checkbox"/>	Invacare MatrX Libra L 460mm x P 460mm	460mm	460 - 480mm	578,91
LCS1820	<input type="checkbox"/>	Invacare MatrX Libra L 460mm x P 510mm	460mm	510 - 530mm	578,91
LCS1916	<input type="checkbox"/>	Invacare MatrX Libra L 480mm x P 410mm	480mm	410 - 430mm	578,91
LCS1918	<input type="checkbox"/>	Invacare MatrX Libra L 480mm x P 460mm	480mm	460 - 480mm	578,91
LCS1920	<input type="checkbox"/>	Invacare MatrX Libra L 480mm x P 510mm	480mm	510 - 530mm	578,91
LCS2016	<input type="checkbox"/>	Invacare MatrX Libra L 510mm x P 410mm	510mm	410 - 430mm	578,91
LCS2018	<input type="checkbox"/>	Invacare MatrX Libra L 510mm x P 460mm	510mm	460 - 480mm	578,91
LCS2020	<input type="checkbox"/>	Invacare MatrX Libra L 510mm x P 510mm	510mm	510 - 530mm	578,91
Max. gebruikersgewicht 227kg			Afmetingen van de rolstoel		
			Zitbreedte	Zitdiepte	
LCS2118	<input type="checkbox"/>	Invacare MatrX Libra L 530mm x P 460mm	530mm	460 - 480mm	578,91
LCS2120	<input type="checkbox"/>	Invacare MatrX Libra L 530mm x P 510mm	530mm	510 - 530mm	578,91
LCS2122	<input type="checkbox"/>	Invacare MatrX Libra L 530mm x P 560mm	530mm	560 - 580mm	578,91
LCS2218	<input type="checkbox"/>	Invacare MatrX Libra L 560mm x P 460mm	560mm	460 - 480mm	578,91
LCS2220	<input type="checkbox"/>	Invacare MatrX Libra L 560mm x P 510mm	560mm	510 - 530mm	578,91
LCS2222	<input type="checkbox"/>	Invacare MatrX Libra L 560mm x P 560mm	560mm	560 - 580mm	578,91
Accessories MatrX Libra					
1487155	<input type="checkbox"/>	Laterale wig			Inclusief
1487157	<input type="checkbox"/>	Voorste wig			Inclusief
1487158	<input type="checkbox"/>	Hoek wig (per paar)			Inclusief
1487162	<input type="checkbox"/>	Abductiekussen 50mm			Inclusief
1578357	<input type="checkbox"/>	Extra gelzakje			Inclusief



Voorste wig



Hoek wig



Laterale wig



Extra gelzak



Abductie kussen